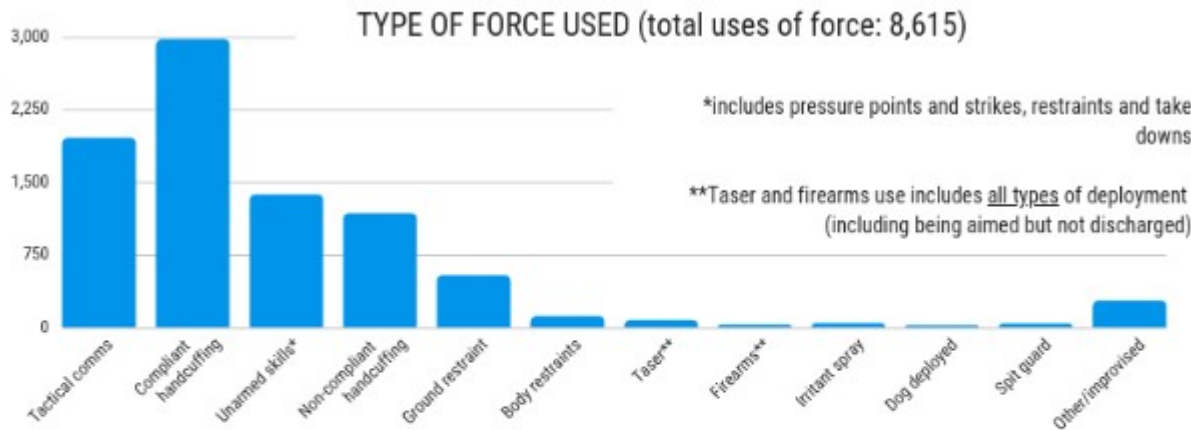


USE OF FORCE

Q2 2018/19 – JULY to SEPTEMBER



55,971

INCIDENTS DEPLOYED TO

7,430

ARRESTS

5,478

SUBMISSIONS

(multiple officers may submit forms for a single incident)

21

COMPLAINTS FOLLOWING USE OF FORCE

3,819

INCIDENTS WHERE FORCE WAS USED

0.55%

OF TOTAL INCIDENTS WHERE FORCE WAS USED

80% OF SUBJECTS WERE ARRESTED
3% DETAINED UNDER MENTAL HEALTH ACT
2% REQUIRED HOSPITAL TREATMENT*

*not necessarily as a result of police use of force – e.g. injured prior to police intervention

CONTRIBUTING FACTORS



44%

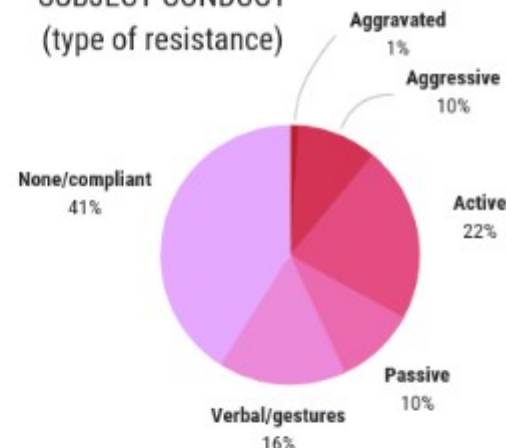
OF FORMS SUBMITTED CITED ALCOHOL



33%

OF FORMS SUBMITTED CITED DRUGS

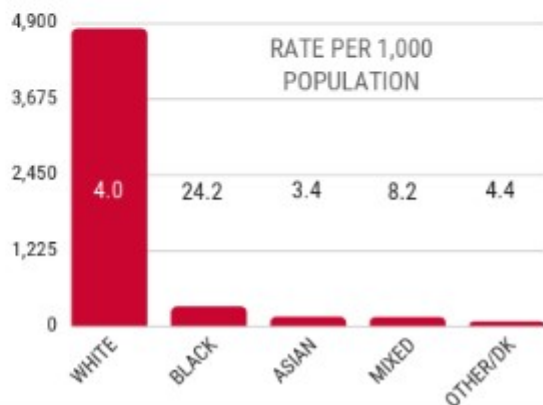
SUBJECT CONDUCT (type of resistance)



+ 158 OFFICERS INJURED

148 OFFICERS ASSAULTED

INCIDENT LOCATION



SUBJECT PROFILE DATA

